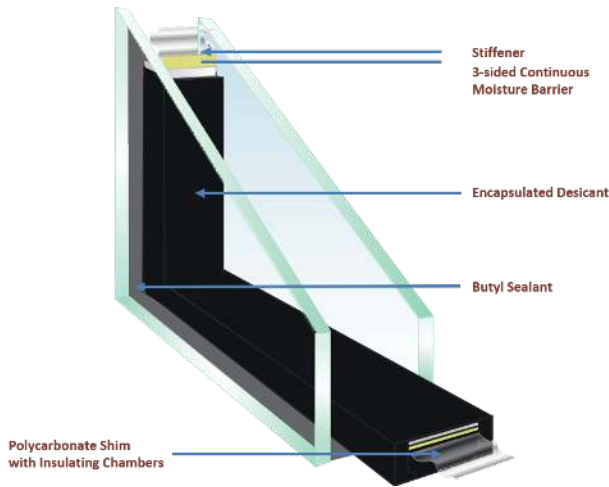


Our 9500 series Sliding Patio Door (Sliding Glass Door) offers many advantages over traditional door options including panoramic views, increased light, ventilation and maximized space. An industry "best," this patio door is designed for quiet "high use" operation. Our high-performance, Low E insulated tempered glass provides increased peace of mind through insulation values, reduced noise, solar heat gain coefficient (SHGC) and improved security.

The Renaissance SPD is made with MikronBlend® vinyl using the Duralite® warm-edge spacer system. MikronBlend® has been tested in the harshest environments and provides color fastness and UV protection required in Southern climates. It meets or exceeds the strict thermal and structural Florida building code requirements.

### Duralite® Spacer



### STANDARD FEATURES:

- High-performance 5527 Low E Glass
- 1" insulated tempered glass with the Duralite® warm-edge spacer
- Mortise Lock system meeting forced entry tests
- Durable moving panel with adjustable high performance tandem rollers
- Multi-chambered high performance re-enforced frame stands up to high wind load and increases structural rigidity, & thermal performance
- Exterior glaze frame

### HIGH STRENGTH TO MEET CRITICAL SPECIFICATIONS FL 31130 - PERFORMANCE

Test Size	Air	Water	U-Factor	SHGC	SHGC w/grids	DP Rating
192 x 96	0.01	7.5	0.35	0.21	0.19	DP 50

Multi-Track Sliding Glass Door Configuration		
DP [psf]	No. of Tracks	Panel Configuration
+/- 50	4	XXXX, XXXXP, PXXXX, XXXO, OXXX
+/- 65	3	XXX, XXXP, PXXX, XXO, OXX
+/- 65	2	XX, XXP, PXX, XO, OX



### OPTIONAL FEATURES:

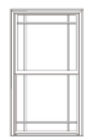
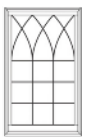
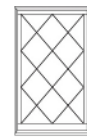

- Argon gas; sound transmission-rated glass
- Custom Grille patterns -Simulated Divided Lite (SDL) or Grille-Between-the-Glass (GBG)
- Pocket slider
- 2,3,& 4 track systems with 2, 3, or 4 panel doors
- 3/4" internal grilles



### SDL



### GBG



### INTERIOR COLOR OPTIONS



White

### EXTERIOR COLOR OPTIONS



Black

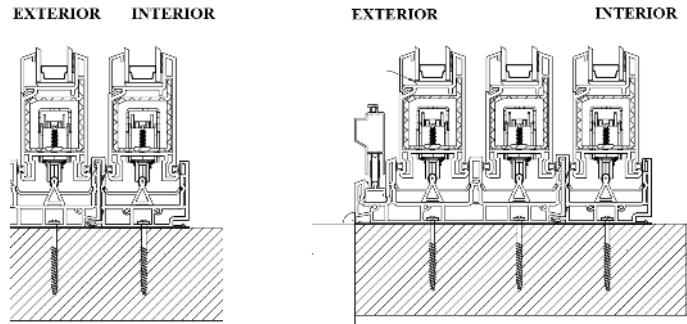
Bronze

White

# 9500 Series - FL 31130 Vinyl Sliding Patio Door

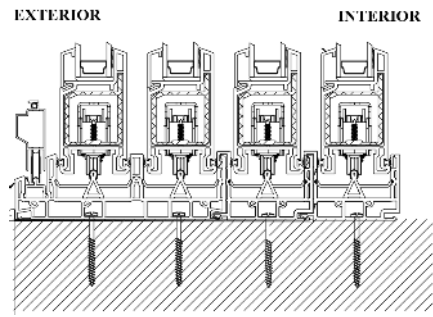
## DESIGN FEATURES:

- High-performance 5527 Low E Glass
- 1" insulated tempered glass with the Duralite® warm-edge spacer
- Mortise Lock system meeting forced entry tests
- Moving panel equipped with sturdy steel, adjustable tandem rollers
- Multi-chambered high performance reinforced frame stands up to high wind load and increases structural rigidity, & thermal performance
- Exterior glaze frame
- 2,3,& 4 track systems with 2, 3, or 4 panel doors available
- Custom 3/4" internal grilles available



**2 Track**  
**6" track width**

**3 Track**  
**8 1/2" track width**



**4 Track**  
**11" track width**

## CUSTOM SIZES AVAILABLE

<p><b>80"</b> ROUGH OPENING 80" UNIT SIZE 79 1/2"</p>					
	<p><b>60"</b> 5-0 X 6-8 ROUGH OPENING 60" UNIT SIZE 59 1/2" (OX, XO)</p>	<p><b>72"</b> 6-0 X 6-8 ROUGH OPENING 72" UNIT SIZE 71 1/2" (OX, XO)</p>	<p><b>96"</b> 8-0 X 6-8 ROUGH OPENING 96" UNIT SIZE 95 1/2" (OX, XO)</p>	<p><b>110 1/4"</b> 9-0 X 6-8 ROUGH OPENING 110" UNIT SIZE 109 3/4" (OXO) OTHER COMB.AVAILABLE</p>	<p><b>142 5/8"</b> 12-0 X 6-8 ROUGH OPENING UNIT SIZE 142 1/8" (OXXO) OTHER COMB.AVAILABLE</p>
<p><b>96"</b> ROUGH OPENING 96" UNIT SIZE 95 1/2"</p>					
	<p><b>60"</b> 5-0 X 6-8 ROUGH OPENING 60" UNIT SIZE 59 1/2" (OX, XO)</p>	<p><b>72"</b> 6-0 X 6-8 ROUGH OPENING 72" UNIT SIZE 71 1/2" (OX, XO)</p>	<p><b>96"</b> 8-0 X 6-8 ROUGH OPENING 96" UNIT SIZE 95 1/2" (OX, XO)</p>	<p><b>110 1/4"</b> 9-0 X 6-8 ROUGH OPENING 110" UNIT SIZE 109 3/4" (OXO) OTHER COMB.AVAILABLE</p>	<p><b>142 5/8"</b> 12-0 X 6-8 ROUGH OPENING UNIT SIZE 142 1/8" (OXXO) OTHER COMB.AVAILABLE</p>

ADDITIONAL SIZES & COMBINATIONS AVAILABLE



Manufacturing Plant & Showroom  
13340 International Pkwy  
Jacksonville, FL 32218  
(904) 328-5355  
renaissancewd.com